

Sunrise School Division
Continuous Improvement Plan 2017-18
Data Analysis

The data selected for review highlights, bridges and connects the Board of Trustee's strategic plan with the chosen outcomes and direction identified in individual school plans. Trustees identified a focus on early years literacy and numeracy as a priority, while schools are currently focused predominantly on mental math skills and reading comprehension.

As such, you will find year over year provincial assessment comparisons in those two particular sub-competencies at the Grade 3 and Grade 4 and Grade 7 and Grade 8 levels. Further, each sub-competency contains disaggregated data in order to review the trends over time for students who have self-declared Aboriginal status, those receiving EAL services, or who are under the care of CFS. It is our intent to review for both divisional improvements as well as a reduction of the gap between the identified students and those who do not identify with the listed categories. There is an initial and promising indication of a slightly reduced gap after one year, but a three or four year trend would allow us to make more solid and statistically significant conclusions. We have also included the gender breakdown, but are not certain that we will continue to use this characteristic for future trends.

We are looking at the credit attainment information more thoroughly within the Grade 9 year, through the breakdown of the ranges of grades achieved; deciding on the best way to analyze and address the population of students not obtaining their English and/or Math credit on the first attempt. We have also included the Grade 12 provincial assessment results as average marks achieved and without disaggregation.

Moving forward, we are looking critically at this data, together with many other pieces of both quantitative and qualitative elements to assist us to decide the effectiveness of our current practice, as well as to help guide us appropriately toward future high yield initiatives. Specifically, we are looking more deeply at tracking cohorts of students over time, as well as a more in depth examination of our existing Education Plan.

Grade 3 and 4 Assessment
Competency: Grade 3 Numeracy, English Program
Percentage of students meeting expectations in each sub-competency

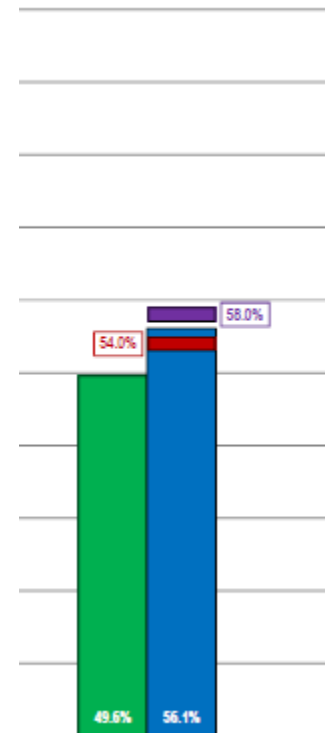
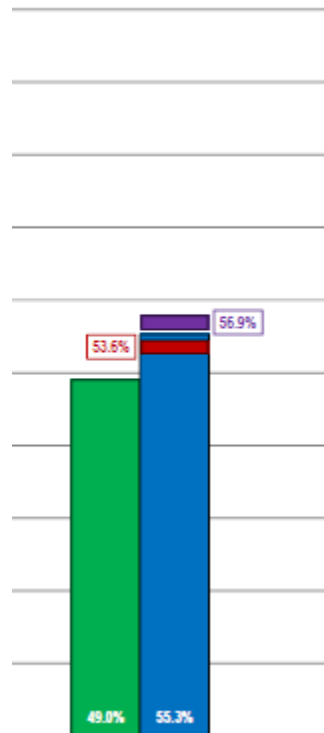
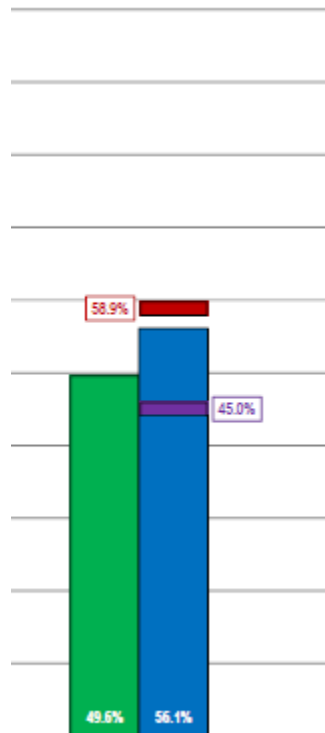
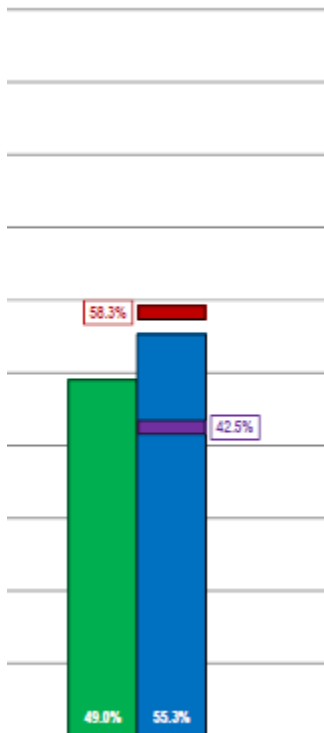
■ Provincial ■ Sunrise School Division

Fall 2009 to Fall 2015

Fall 2009 to Fall 2016

Fall 2009 to Fall 2015

Fall 2009 to Fall 2016



Uses various mental math strategies to determine answers to addition and subtraction questions to 18

Uses various mental math strategies to determine answers to addition and subtraction questions to 18

Uses various mental math strategies to determine answers to addition and subtraction questions to 18

Uses various mental math strategies to determine answers to addition and subtraction questions to 18

■ Non-Aboriginal or non-self-declared Aboriginal

■ Self-declared Aboriginal

■ Girls ■ Boys

Grade 3 and 4 Assessment
Competency: Grade 3 Numeracy, English Program
Percentage of students meeting expectations in each sub-competency

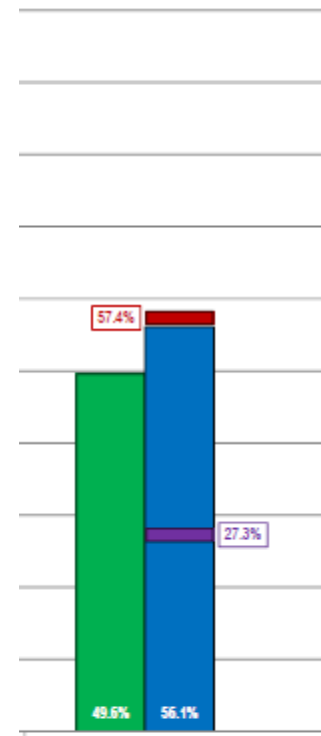
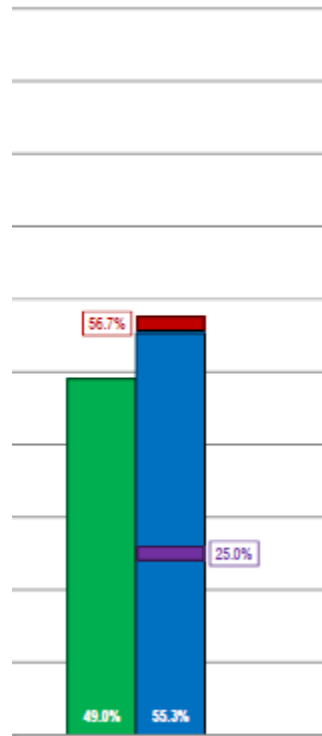
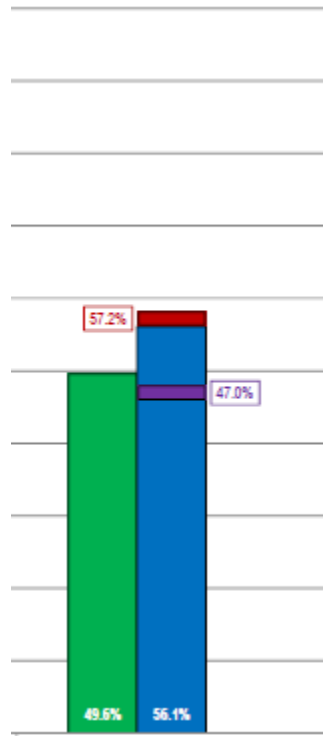
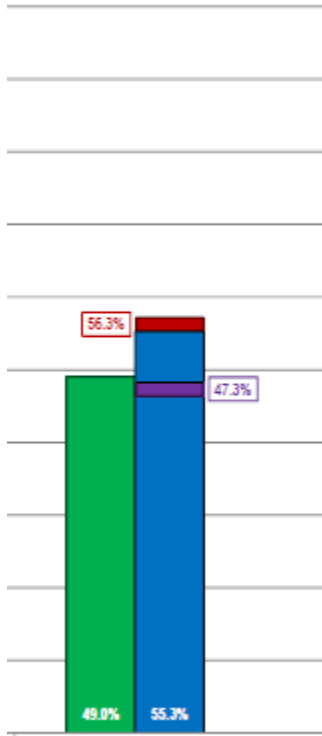
■ Provincial ■ Sunrise School Division

Fall 2009 to Fall 2015

Fall 2009 to Fall 2016

Fall 2009 to Fall 2015

Fall 2009 to Fall 2016



Uses various mental math strategies to determine answers to addition and subtraction questions to 18

Uses various mental math strategies to determine answers to addition and subtraction questions to 18

Uses various mental math strategies to determine answers to addition and subtraction questions to 18

Uses various mental math strategies to determine answers to addition and subtraction questions to 18

■ Non-EAL ■ Pupils receiving EAL services

■ Non-CFS ■ Pupils under the care of CFS

Grade 3 and 4 Assessment
Competency: Grade 3 Reading in English, English Program
Percentage of students meeting expectations in each sub-competency

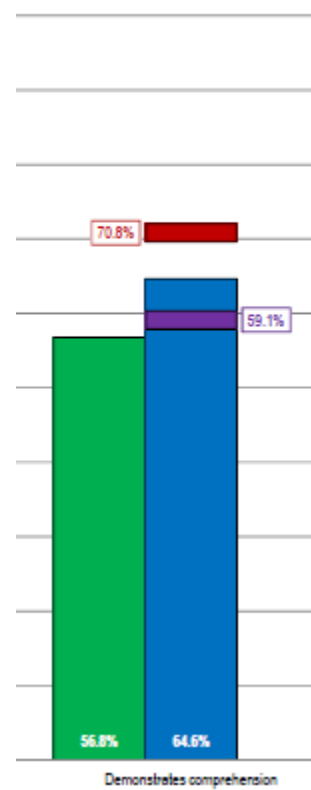
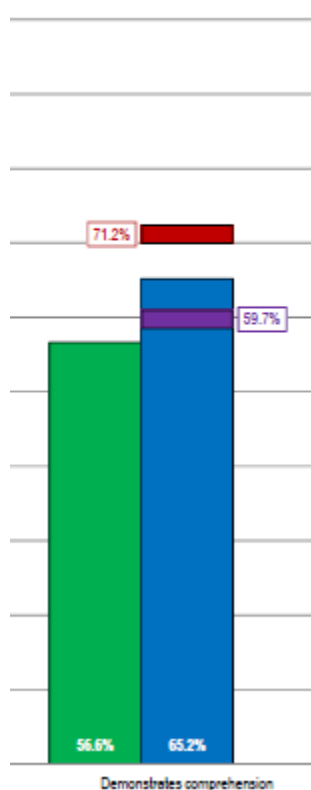
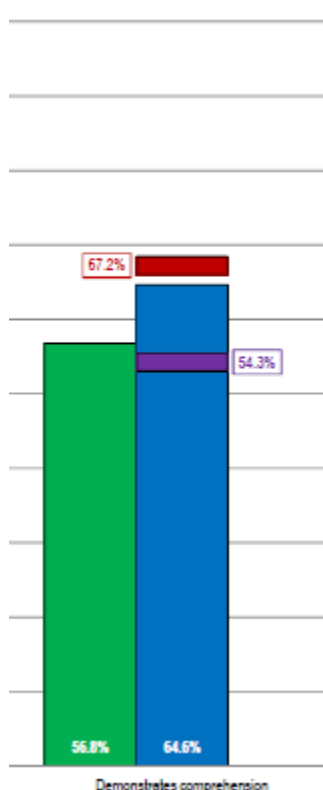
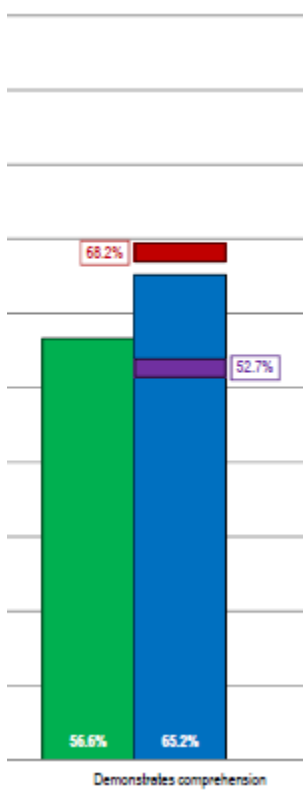
■ Provincial ■ Sunrise School Division

Fall 2009 to Fall 2015

Fall 2009 to Fall 2016

Fall 2009 to Fall 2015

Fall 2009 to Fall 2016



■ Non-Aboriginal or non-self-declared Aboriginal

■ Self-declared Aboriginal

■ Girls ■ Boys

Grade 3 and 4 Assessment
Competency: Grade 3 Reading in English, English Program
Percentage of students meeting expectations in each sub-competency

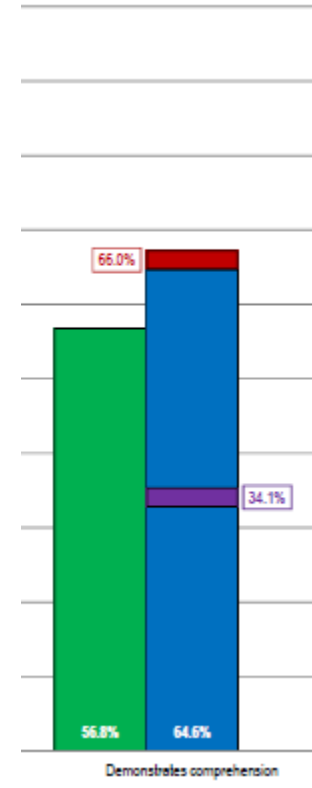
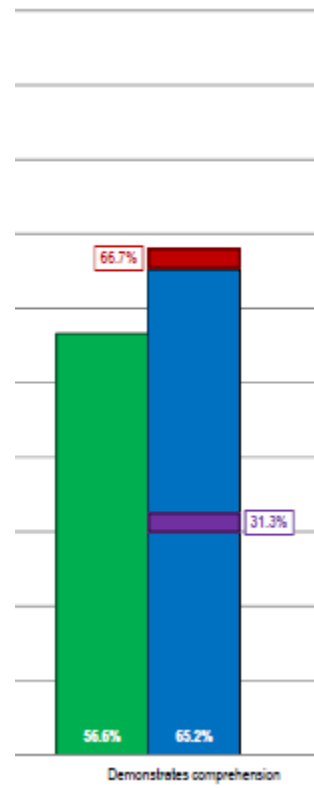
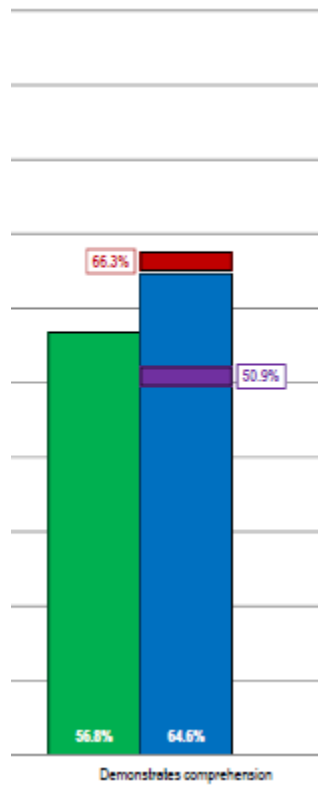
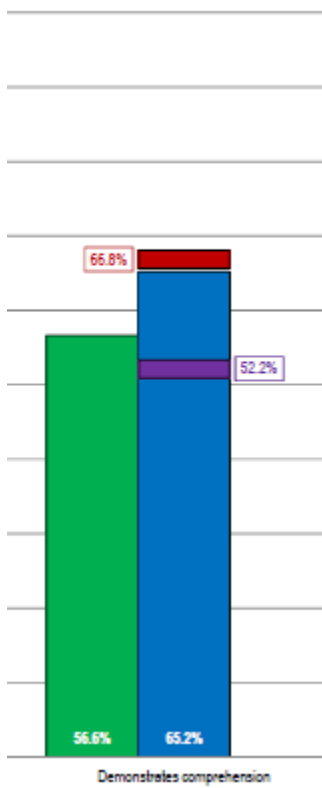
■ Provincial ■ Sunrise School Division

Fall 2009 to Fall 2015

Fall 2009 to Fall 2016

Fall 2009 to Fall 2015

Fall 2009 to Fall 2016



■ Non-EAL ■ Pupils receiving EAL services

■ Non-CFS ■ Pupils under the care of CFS

Grade 3 and 4 Assessment
Competency: Grade 3 Numeracy, French Immersion Program
Percentage of students meeting expectations in each sub-competency

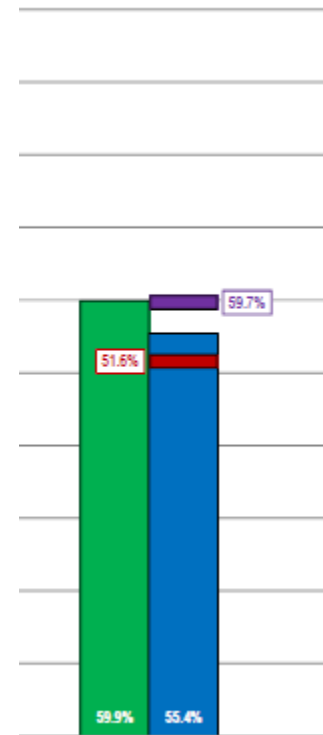
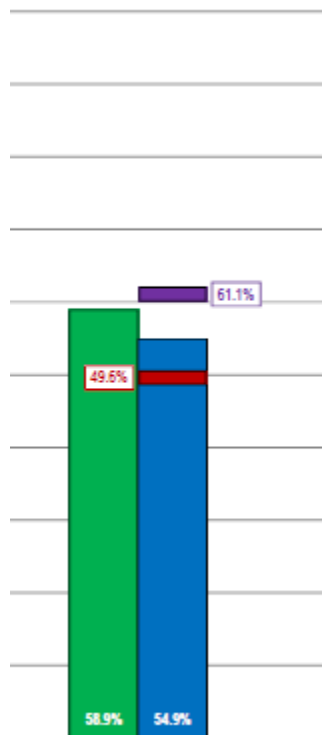
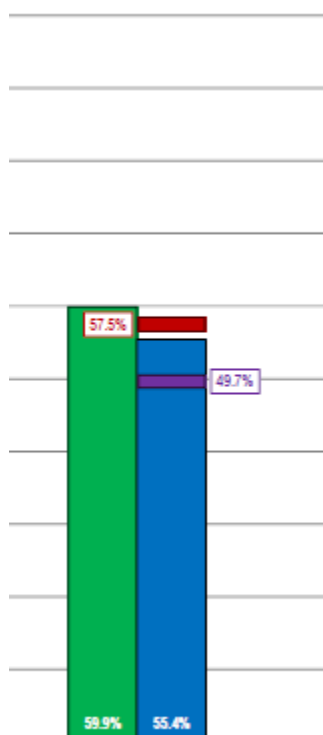
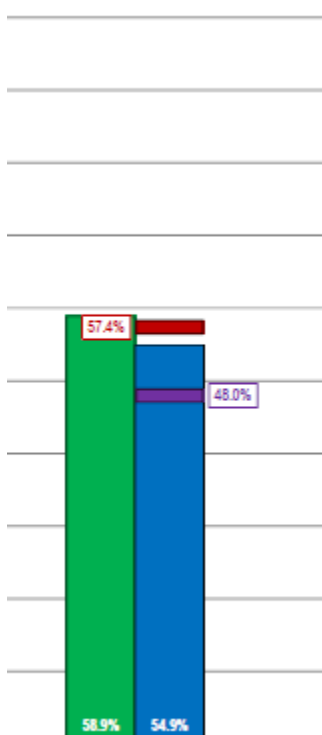
■ Provincial ■ Sunrise School Division

Fall 2009 to Fall 2015

Fall 2009 to Fall 2016

Fall 2009 to Fall 2015

Fall 2009 to Fall 2016



Uses various mental math strategies to determine answers to addition and subtraction questions to 18

Uses various mental math strategies to determine answers to addition and subtraction questions to 18

Uses various mental math strategies to determine answers to addition and subtraction questions to 18

Uses various mental math strategies to determine answers to addition and subtraction questions to 18

■ Non-Aboriginal or non-self-declared Aboriginal

■ Self-declared Aboriginal

■ Girls ■ Boys

Grade 3 and 4 Assessment
Competency: Grade 3 Numeracy, French Immersion Program
Percentage of students meeting expectations in each sub-competency

■ Provincial ■ Sunrise School Division

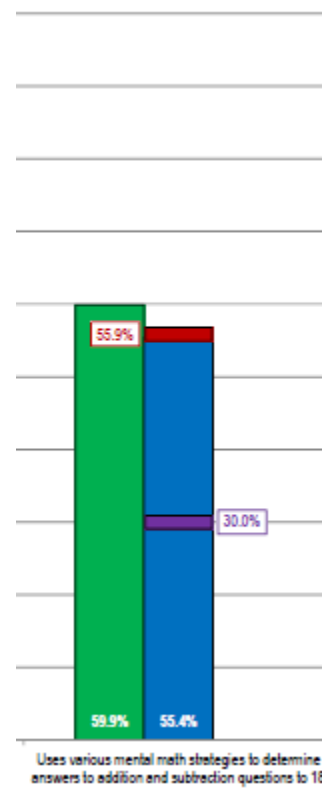
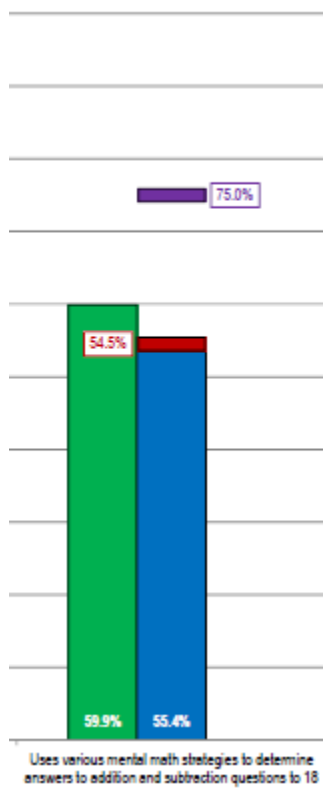
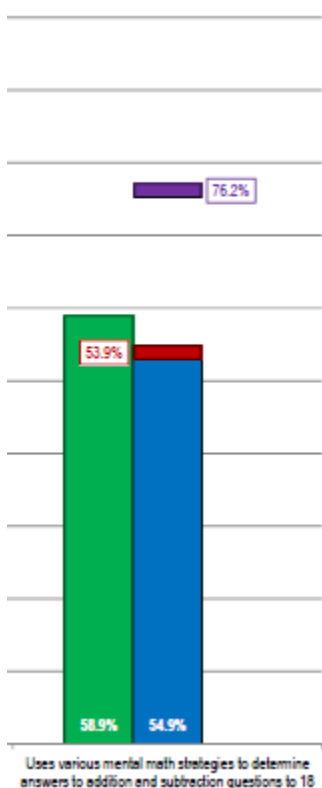
Fall 2009 to Fall 2015

Fall 2009 to Fall 2016

Fall 2009 to Fall 2015

(Sample size too small to be statistically significant.)

Fall 2009 to Fall 2016



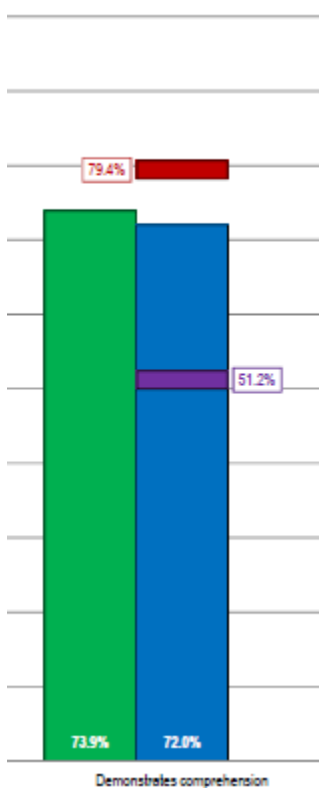
■ Non-EAL ■ Pupils receiving EAL services

■ Non-CFS ■ Pupils under the care of CFS

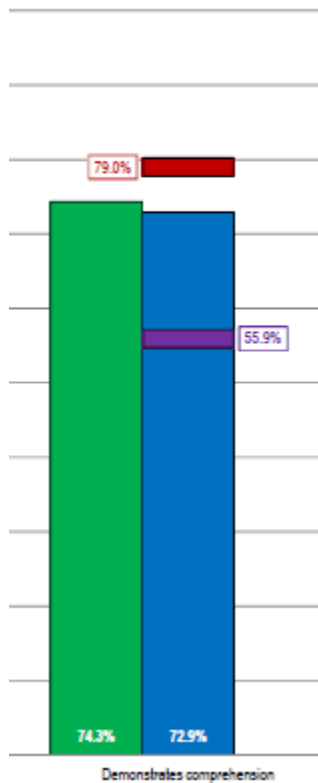
Grade 3 and 4 Assessment
Competency: Grade 3 Reading in English, French Immersion Program
Percentage of students meeting expectations in each sub-competency

■ Provincial ■ Sunrise School Division

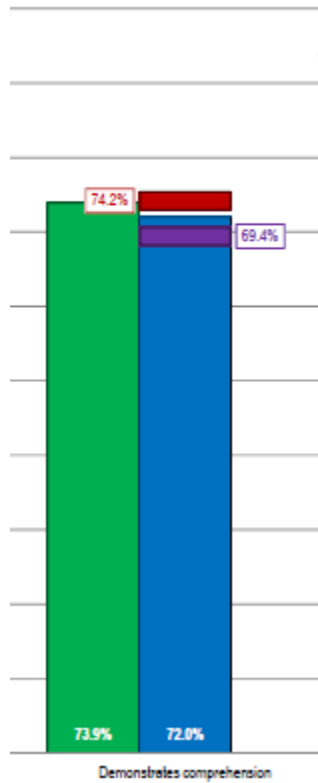
Fall 2009 to Fall 2015



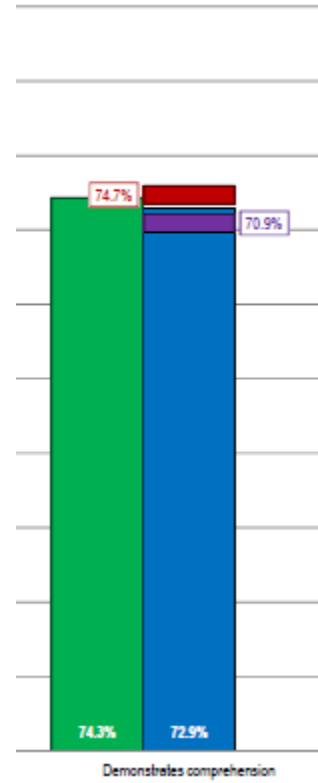
Fall 2009 to Fall 2016



Fall 2009 to Fall 2015



Fall 2009 to Fall 2016



■ Non-Aboriginal or non-self-declared Aboriginal

■ Self-declared Aboriginal

■ Girls ■ Boys

Grade 3 and 4 Assessment
Competency: Grade 3 Reading in English, French Immersion Program
Percentage of students meeting expectations in each sub-competency

■ Provincial ■ Sunrise School Division

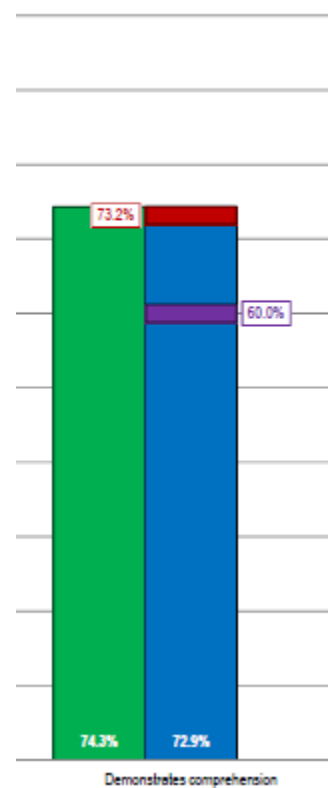
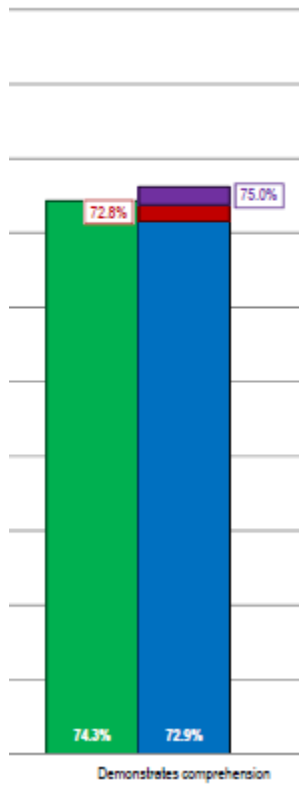
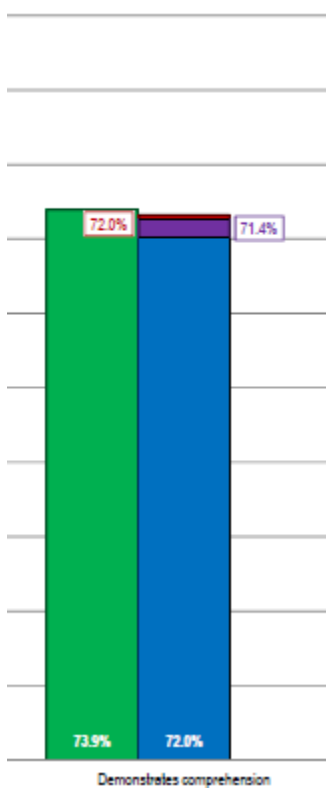
Fall 2009 to Fall 2015

Fall 2009 to Fall 2016

Fall 2009 to Fall 2015

(Sample size too small to be statistically significant.)

Fall 2009 to Fall 2016



■ Non-EAL ■ Pupils receiving EAL services

■ Non-CFS ■ Pupils under the care of CFS

Grade 3 and 4 Assessment
Competency: Grade 4 Reading in French, French Immersion Program
Percentage of students meeting expectations in each sub-competency

■ Provincial ■ Sunrise School Division

Fall 2009 to Fall 2015

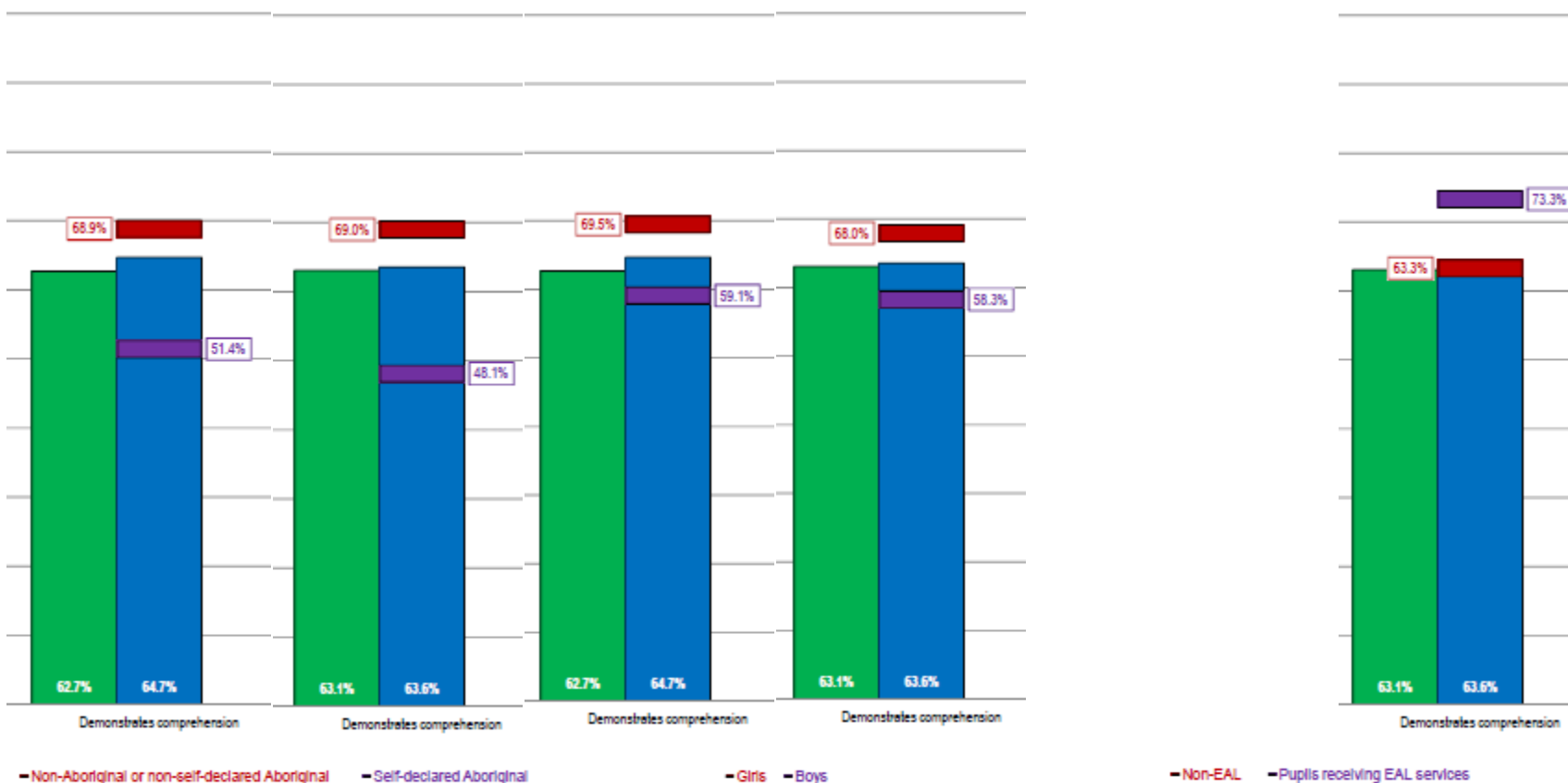
Fall 2009 to Fall 2016

Fall 2009 to Fall 2015

Fall 2009 to Fall 2016

Fall 2009 to Fall 2015
 (Sample size too small
 to be statistically
 significant.)

Fall 2009 to Fall 2016



Middle Years Assessment (mid-Grade 7)
Number Sense and Number Skills, English Program
 Percentage of students meeting mid-grade performance in each sub-competency

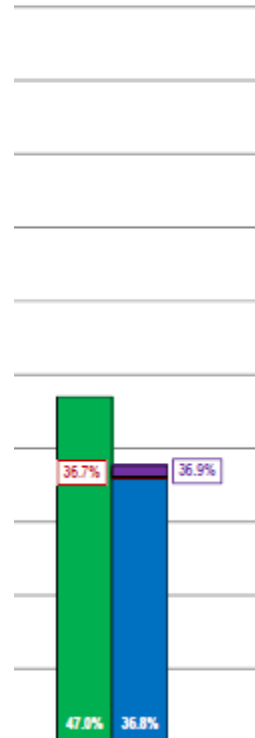
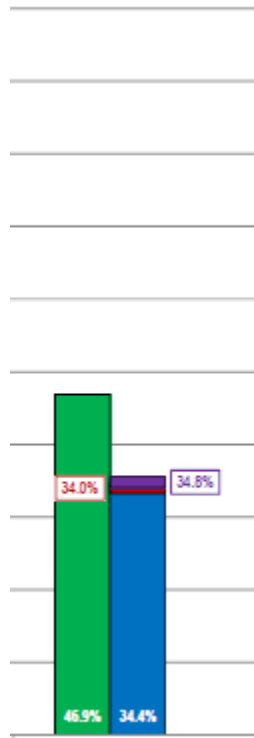
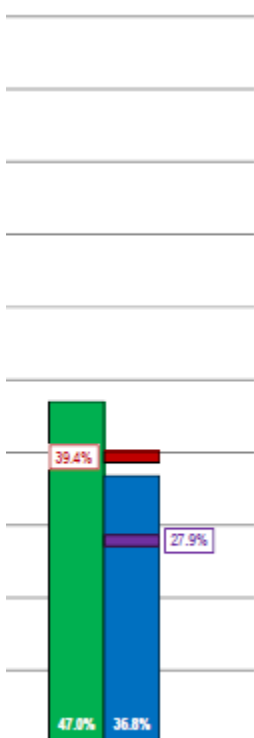
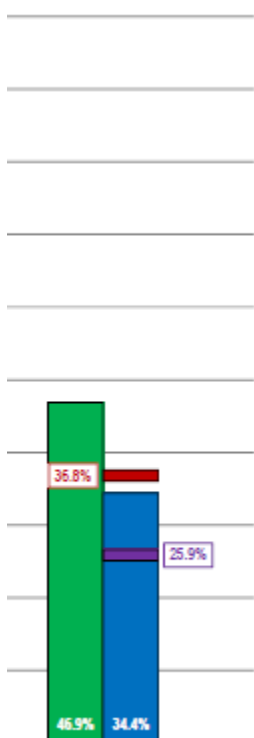
■ Provincial ■ Sunrise School Division

January 2008 to January 2016

January 2008 to January 2017

January 2008 to January 2016

January 2008 to January 2017



Uses a variety of strategies to calculate and explain a mental math problem

Uses a variety of strategies to calculate and explain a mental math problem

Uses a variety of strategies to calculate and explain a mental math problem

Uses a variety of strategies to calculate and explain a mental math problem

■ Non-Aboriginal or non-self-declared Aboriginal

■ Self-declared Aboriginal

■ Girls ■ Boys

Middle Years Assessment (mid-Grade 7)
Number Sense and Number Skills, English Program
 Percentage of students meeting mid-grade performance in each sub-competency

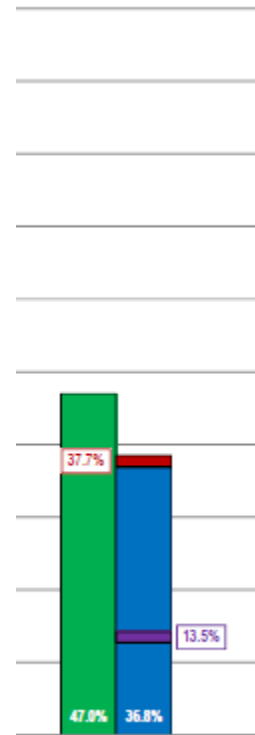
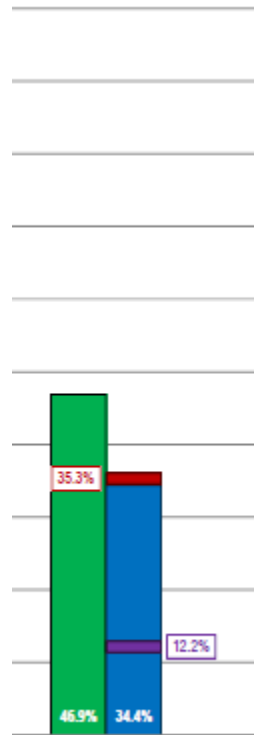
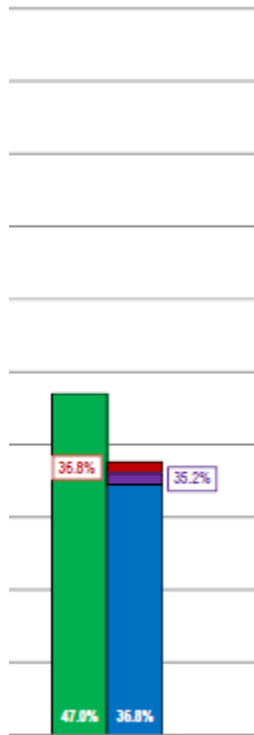
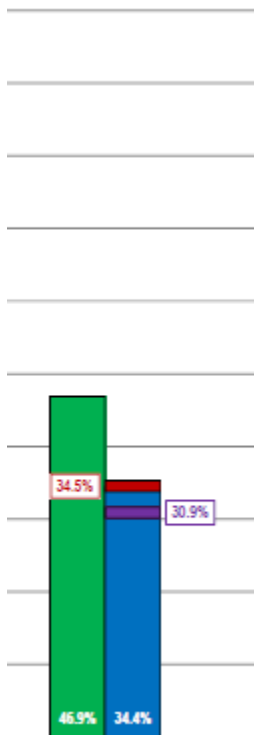
■ Provincial ■ Sunrise School Division

January 2008 to January 2016

January 2008 to January 2017

January 2008 to January 2016

January 2008 to January 2017



Uses a variety of strategies to calculate and explain a mental math problem

Uses a variety of strategies to calculate and explain a mental math problem

Uses a variety of strategies to calculate and explain a mental math problem

Uses a variety of strategies to calculate and explain a mental math problem

■ Non-EAL ■ Pupils receiving EAL services

■ Non-CFS ■ Pupils under the care of CFS

Middle Years Assessment (mid-Grade 8)
Reading Comprehension and Expository Writing, English Program
 Percentage of students meeting mid-grade performance in each sub-competency

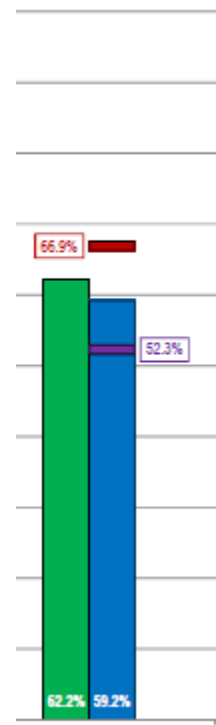
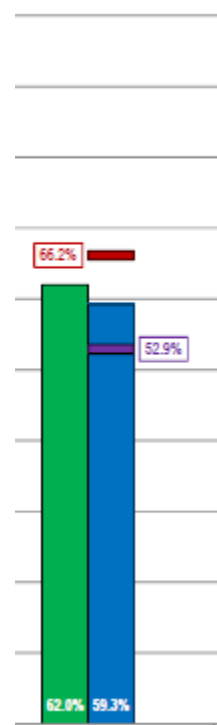
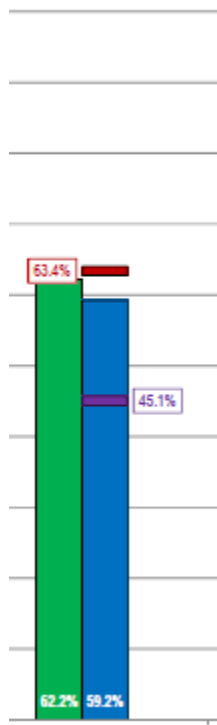
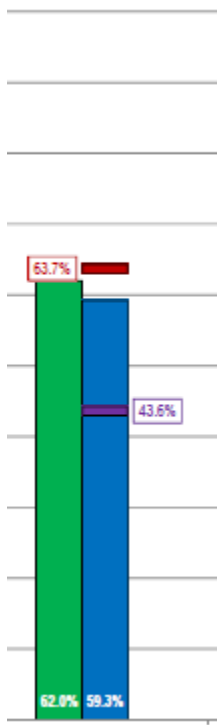
■ Provincial ■ Sunrise School Division

January 2008 to January 2016

January 2008 to January 2017

January 2008 to January 2016

January 2008 to January 2017



Understands key ideas and messages in a variety of texts

Understands key ideas and messages in a variety of texts

Understands key ideas and messages in a variety of texts

Understands key ideas and messages in a variety of texts

■ Non-Aboriginal or non-self-declared Aboriginal

■ Self-declared Aboriginal

■ Girls ■ Boys

Middle Years Assessment (mid-Grade 8)
Reading Comprehension and Expository Writing, English Program
Percentage of students meeting mid-grade performance in each sub-competency

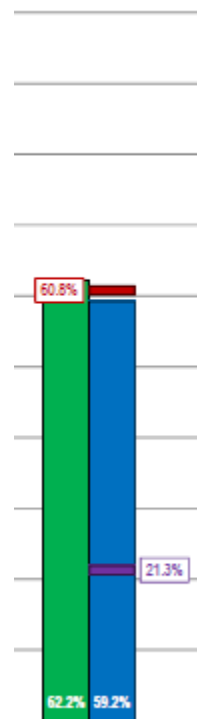
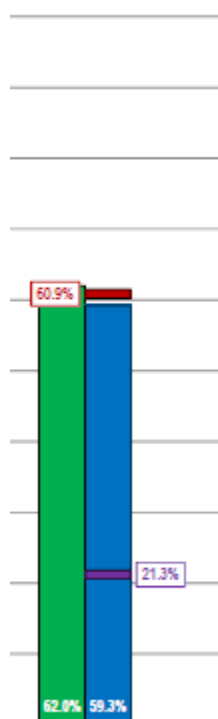
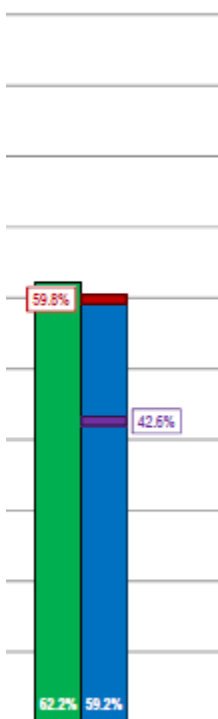
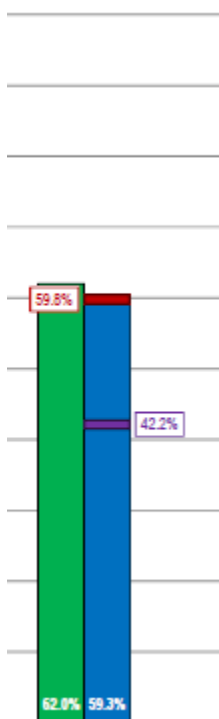
■ Provincial ■ Sunrise School Division

January 2008 to January 2016

January 2008 to January 2017

January 2008 to January 2016

January 2008 to January 2017



■ Non-EAL ■ Pupils receiving EAL services

■ Non-CFS ■ Pupils under the care of CFS

Understands key ideas and messages in a variety of texts

Understands key ideas and messages in a variety of texts

Understands key ideas and messages in a variety of texts

Understands key ideas and messages in a variety of texts

Middle Years Assessment (mid-Grade 7)
Number Sense and Number Skills, French Immersion Program
 Percentage of students meeting mid-grade performance in each sub-competency

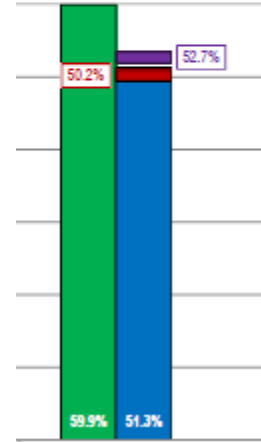
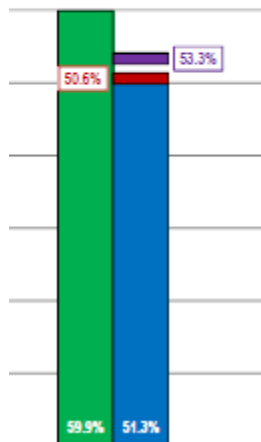
■ Provincial ■ Sunrise School Division

January 2008 to January 2016

January 2008 to January 2017

January 2008 to January 2016

January 2008 to January 2017



■ Non-Aboriginal or non-self-declared Aboriginal

■ Self-declared Aboriginal

■ Girls ■ Boys

Middle Years Assessment (mid-Grade 8)
Reading Comprehension and Expository Writing in English, French Immersion Program
Percentage of students meeting mid-grade performance in each sub-competency

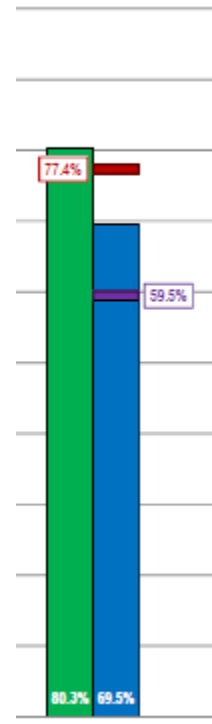
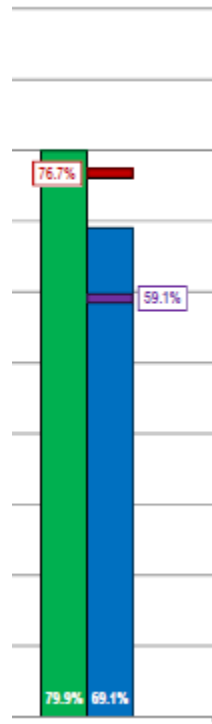
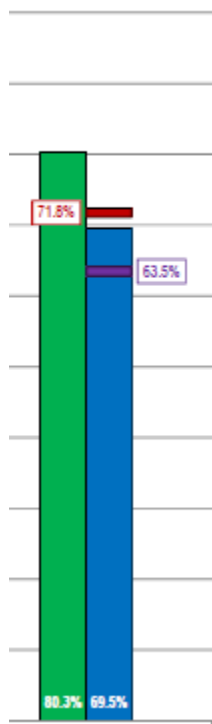
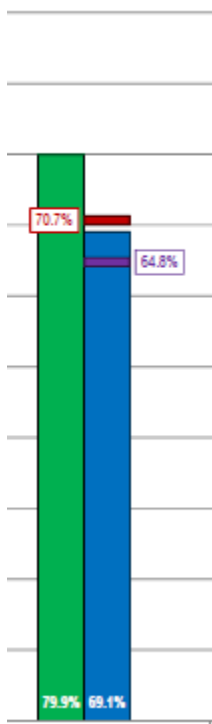
■ Provincial ■ Sunrise School Division

January 2008 to January 2016

January 2008 to January 2017

January 2008 to January 2016

January 2008 to January 2017



■ Non-Aboriginal or non-self-declared Aboriginal

■ Self-declared Aboriginal

■ Girls ■ Boys

Middle Years Assessment (mid-Grade 8)
Reading Comprehension and Expository Writing in French, French Immersion Program
Percentage of students meeting mid-grade performance in each sub-competency

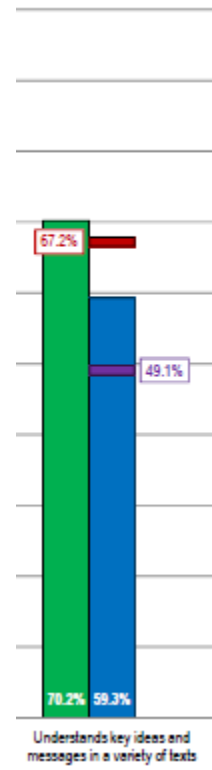
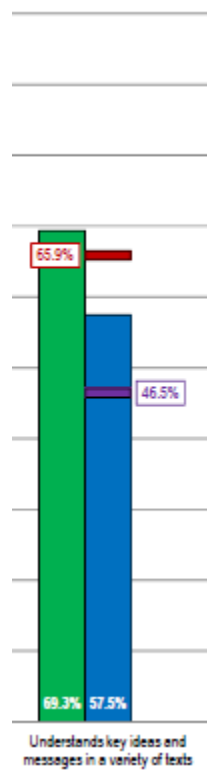
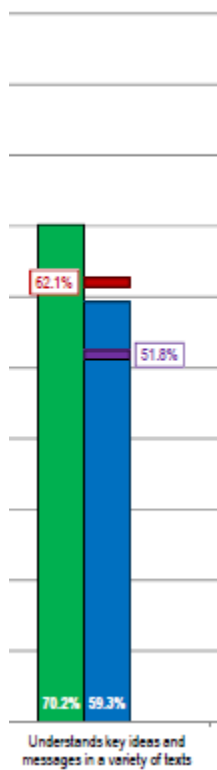
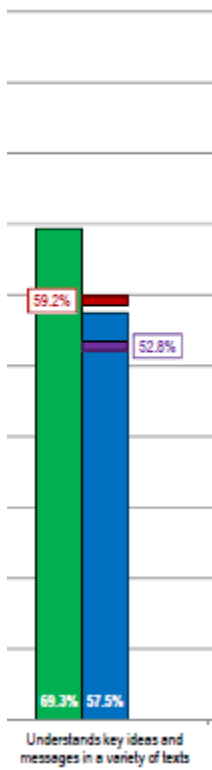
■ Provincial ■ Sunrise School Division

January 2008 to January 2016

January 2008 to January 2017

January 2008 to January 2016

January 2008 to January 2017

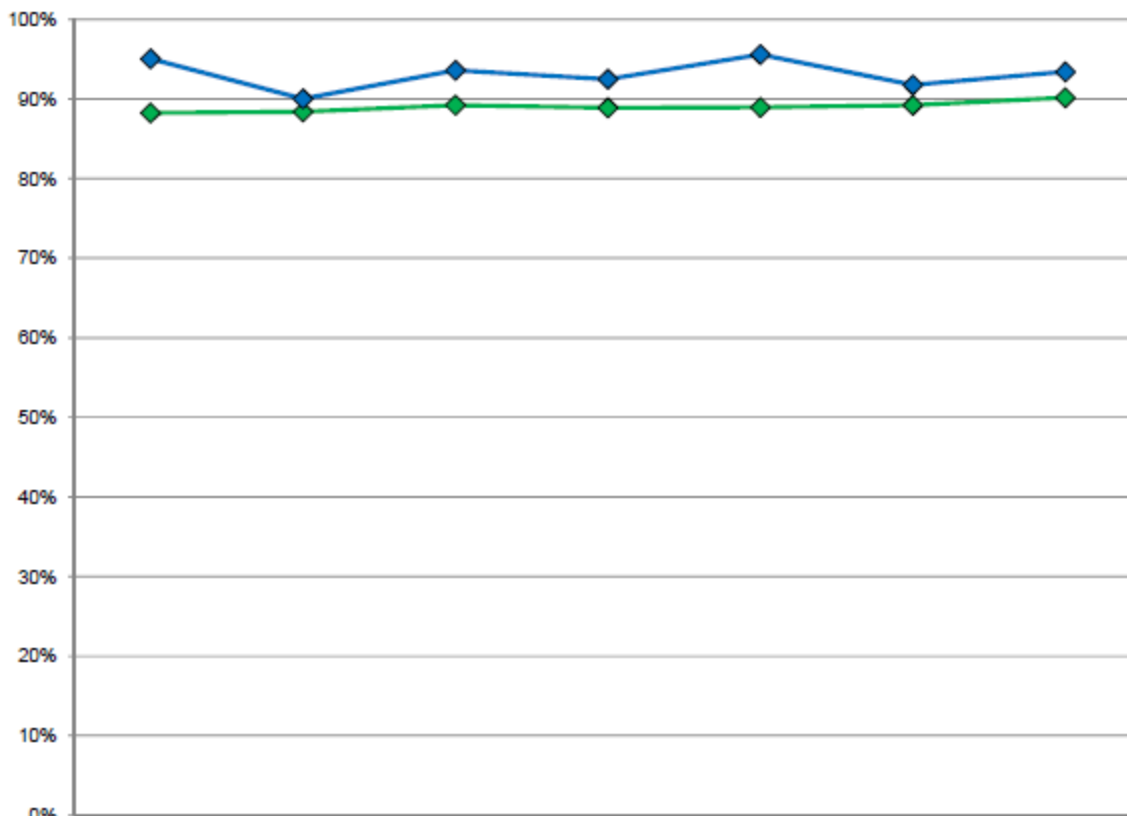


■ Non-Aboriginal or non-self-declared Aboriginal

■ Self-declared Aboriginal

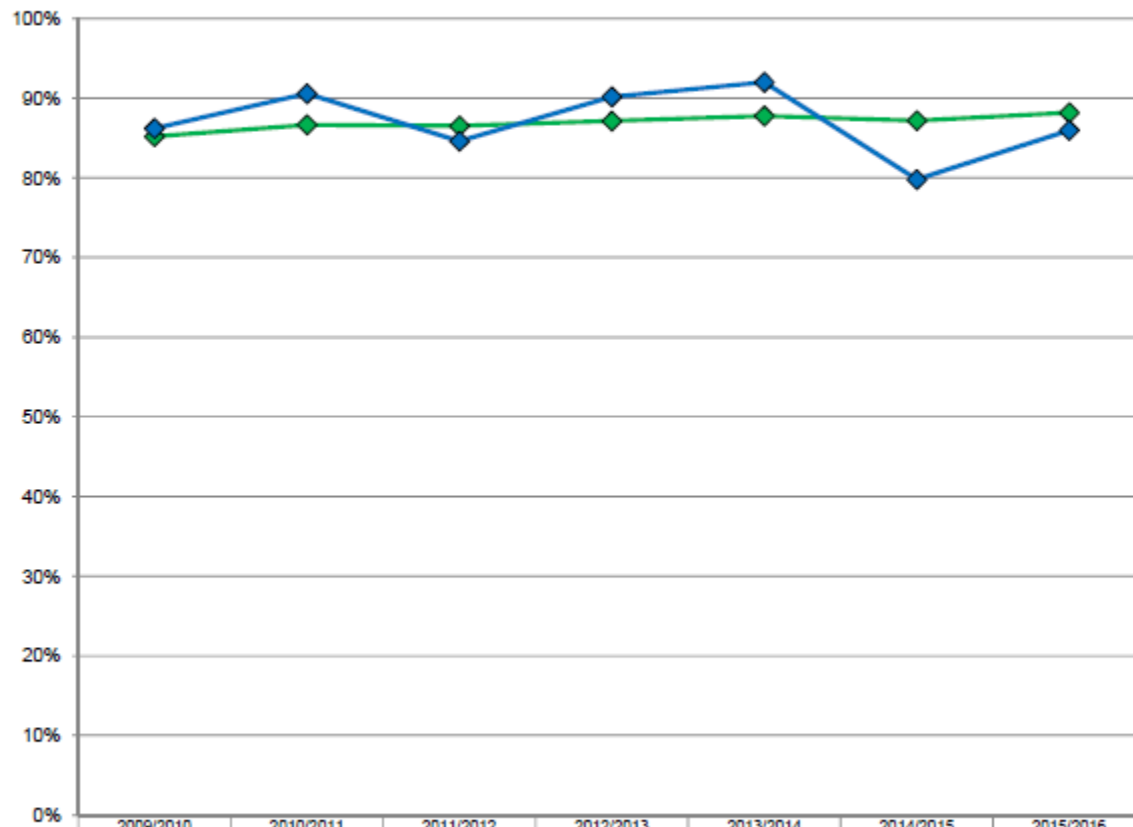
■ Girls ■ Boys

**Grade 9 English Language Arts
Credit attainment rates of first-time Grade 9 students**



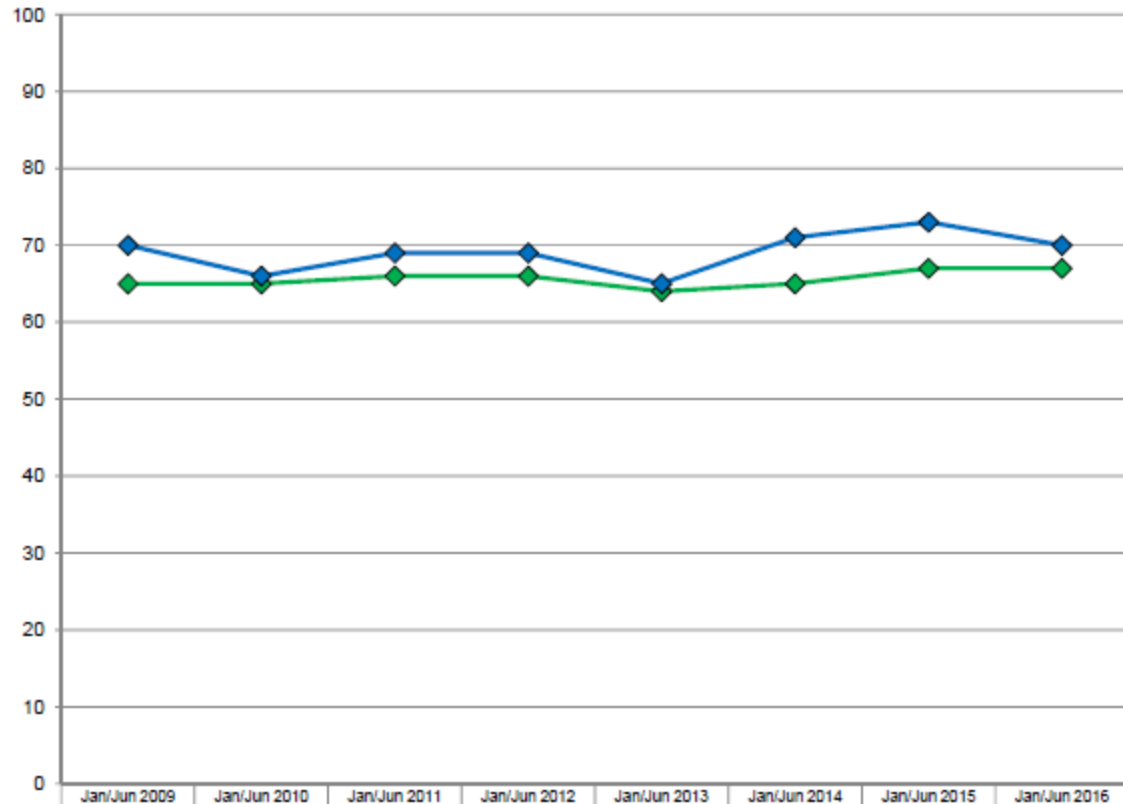
◆ Provincial	2009/2010	2010/2011	2011/2012	2012/2013	2013/2014	2014/2015	2015/2016
◆ Provincial	88%	88%	89%	89%	89%	89%	90%
◆ Sunrise School Division	2009/2010	2010/2011	2011/2012	2012/2013	2013/2014	2014/2015	2015/2016
◆ Sunrise School Division	95%	90%	94%	92%	96%	92%	93%

Grade 9 Mathematics
Credit attainment rates of first-time Grade 9 students



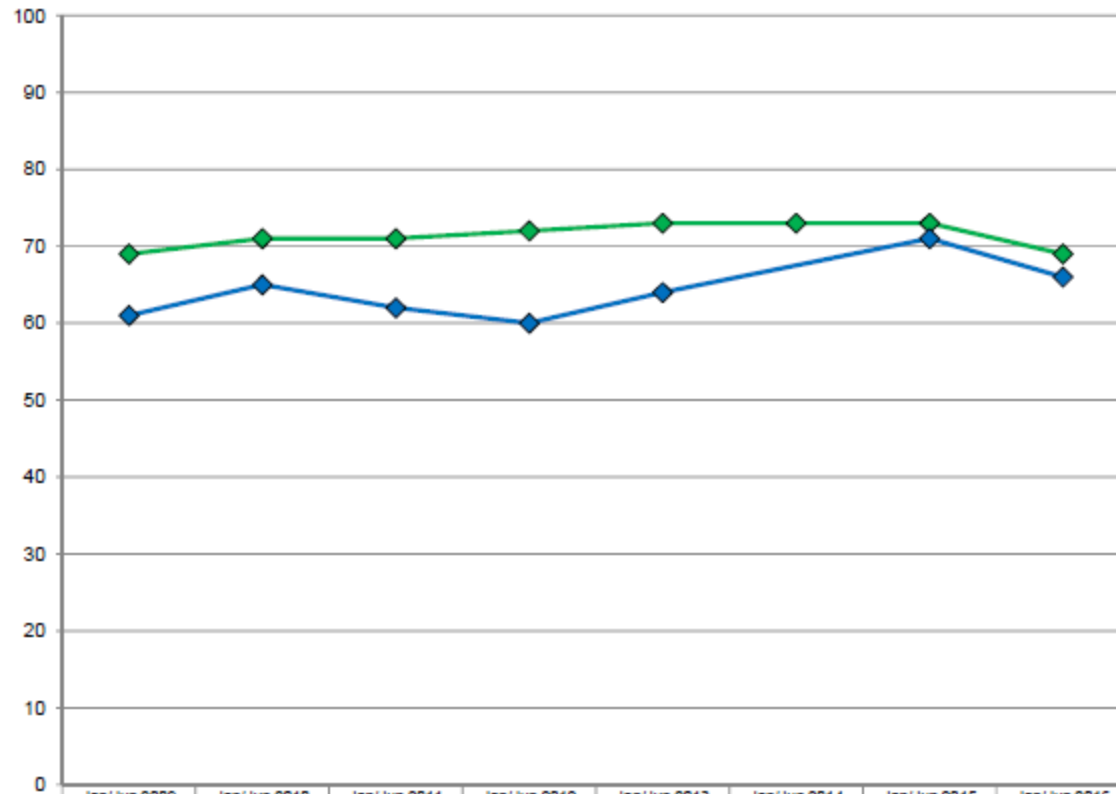
◆ Provincial	85%	87%	87%	87%	88%	87%	88%
◆ Sunrise School Division	86%	91%	85%	90%	92%	80%	86%

Grade 12 Provincial Tests
English Language Arts
Average Marks



Provincial	65	65	66	66	64	65	67	67
Sunrise School Division	70	66	69	69	65	71	73	70

**Grade 12 Provincial Tests
French, French Immersion Program
Average Marks**



	Jan/Jan 2009	Jan/Jan 2010	Jan/Jan 2011	Jan/Jan 2012	Jan/Jan 2013	Jan/Jan 2014	Jan/Jan 2015	Jan/Jan 2016
Provincial	69	71	71	72	73	73	73	69
Sunrise School Division	61	65	62	60	64		71	66

Grade 12 Provincial Tests in Mathematics
Average Marks in 2013/2014, 2014/2015, and 2015/2016 combined

